XXXXXXPol 698~960MHz×2/1695~2690MHz×4 65°/65° 11.4/14.8dBi 2°~12°/2°~12° Integrated and replaceable RCU (Remote Control Unit) Antenna

Electrical Specifications			
Frequency range (MHz)	R1/R2 -698~960		
	698~803	824~894	880~960
Polarization	±45°		
Gain at mid tilt (dBi)	10.7	11.1	11.4
Gain over all tilts (dBi)	10.5±0.7	10.9±0.6	11.2±0.5
Horizontal 3dB beamwidth (°)	67±7	66±6	62±5
Vertical 3dB beamwidth (°)	26±2	23±2	22±2
Front to back ratio (dB) Total power, ±30°	>20	>21	>21
Cross polar ratio (dB) (at Boresight)	>18	>18	>18
Electrical downtilt (°)	2~12		
Sidelobe suppression (dB) (First sidelobe above main beam)	>14	>14	>14
VSWR	<1.5		
Isolation: intra-system (dB)	≥23		
Isolation: inter-system (dB)	≥23		
Intermodulation IM3 (2×43dBm carrier)	≤-150 dBc		
Impedance (Ω)	50		
Max. power per input (W) @50°C	200		
Lightning protection	Dc Ground		

Electrical Specifications				
Frequency Range (MHz)	Y1/Y2/Y3/Y4-1695~2690			
	1695~1990	1920~2200	2200~2490	2490~2690
Polarization	±45°			
Gain at mid tilt (dBi)	13.2	13.7	14.5	14.8
Gain over all tilts (dBi)	13.0±0.7	13.6±0.5	14.3±0.5	14.6±0.5
Horizontal 3dB beamwidth (°)	67±6	66±7	63±6	60±5
Vertical 3dB beamwidth (°)	13.5±1.2	12.0±1.0	10.6±0.5	9.6±0.7
Front to back ratio (dB) Total power, ±30°	>24	>24	>25	>25
Cross polar ratio (dB) (at Boresight)	>18	>18	>18	>18
Electrical downtilt (°)	2~12			
Sidelobe suppression (dB) (First sidelobe above main beam)	>15	>15	>15	>15
VSWR	<1.5			
Isolation: intra-system (dB)	≥25			
Isolation: inter-system (dB)	≥25			
Intermodulation IM3 (2×43dBm carrier)	≤-150 dBc			
Impedance (Ω)	50			
Max. power per input (W) @50°C	200			
Lightning protection	Dc Ground			

This publication is issued to provide information only and is not to form part of any order or contract. Tongyu reserves the right to change specifications without prior notice.A0820260702000000020134021

Tel: +86-760-85318111 Fax: +86-760-85594662
website: www.tycc.cn Email: sales@tycc.cn

Mechanical Specifications	
Connector	12×7/16DIN Female
Connector position	Bottom
Height × width × depth (mm)	800×469×198
Packing size (mm)	1070×535×250
Antenna weight (kg)	16.5
Installation kit weight (kg)	5.7
Packing weight (kg)	24.5
Wind load (N,at 150km/h) Frontal/Lateral/Rear	220/65/280
Max. wind velocity (km/h)	250
Radome material	Fiberglass, UV resistant
Radome color	Gray
Mechanical tilt (°)	0-15
Operating temperature (℃)	-40~70
Mounting hardware (mm)	Φ50~Φ115

Integrated RET Properties	
RET model	TRCU-TM20P2V03
RET type	Integrated (Replaceable)
RET protocol	AISG 2.0/3GPP
Power supply(V)	10-30 DC
Power consumption(W)	≤0.6 (Idle,12V),≤6 (In motion,12V)
Adjustment time (Full Range)	＜4Mins
Adjustment cycles	＞50,000
Temperature range (℃)	-40~70
Lightning protection	3KA(8/20μs) @ Pin5 & Pin3; 5KA(8/20μs) @ Pin1 / Pin6 & Pin7
Connectors	2×8 Pin circle connector according to IEC 60130-9 and AISG. Daisy chain in:Male,Daisy chain out:Female Pin1:12V;Pin3:RS485B;Pin5:RS485A;Pin6:10-30V; Pin7:GND;Pin2&Pin4&Pin8:N/C

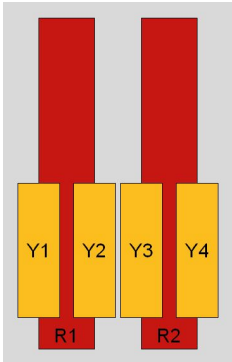

Ant Array	RET Unique ID
R1	TY00000……R1
R2	TY00000……R2
Y1	TY00000……Y1
Y2	TY00000……Y2
Y3	TY00000……Y3
Y4	TY00000……Y4

Antenna Pattern Sample For Reference

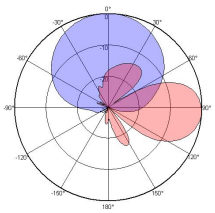

698~960MHz

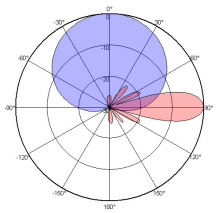

1695~2690MHz

Additional Information:
Radiator material: Aluminum and low loss circuit board
Reflector material: Aluminum

This publication is issued to provide information only and is not to form part of any order or contract. Tongyu reserves the right to change specifications without prior notice.A0820260702000000020134021

Tel: +86-760-85318111 Fax: +86-760-85594662
website: www.tycc.cn Email: sales@tycc.cn